








HOMework 'TAKE-AWAY' MENU  
Year 4  
Summer Term 1 Theme: Rainforest



<p>Weekly Homework</p> 	<p>1) Spellings - see spellings lists for Year 4 2) Times tables: 7x, 8x, 9x, 12x</p> <p>TTRS -</p>	
<p><b>ENGLISH Activity 1</b></p> <p>Pretend you are a rainforest animal whose home has been destroyed. Write a diary entry describing the day you had when you the big scary machines starting destroying your home.</p> 	<p><b>MATHS Activity 1</b></p> <p>Decimal maths games.</p> <p>Create a decimal bingo game to play with your family.</p> <p>Create a set of decimal-fraction dominoes to play with your carer.</p> <p>Create a set of decimal snap card to play with your carers.</p>	<p><b>SCIENCE Activity 1</b></p> <p>Create a battery from a lemon</p> 
<p><b>ENGLISH Activity 2</b></p> <p>Write a fact file about the Amazon Rainforest. You can use the format of an information leaflet or a format of your choice. Include pictures that are linked to your facts. Can you include the following?</p> <ol style="list-style-type: none"> <li>1. A title</li> <li>2. Subheading</li> <li>3. Paragraphs</li> <li>4. Pictures with captions</li> </ol>	<p><b>MATHS Activity 2</b></p> <p>Go on a decimal hunt and find as many decimals that you can, in your local environment. Keep a log They might be in books, swimming pools, recipes etc</p>	<p><b>SCIENCE Activity 2</b></p> <p>Make a simple electro magnet.</p> 
<p><b>ENGLISH Activity 3</b></p> <p>Produce a poster about saving the Rainforests from destruction. Things to think about:</p> <ul style="list-style-type: none"> <li>• Why are you saving the rainforest?</li> <li>• What is the benefits to keeping the rainforest?</li> <li>• What is the benefit for destroying the rainforest?</li> <li>• How can you save the rainforest?</li> </ul>	<p><b>RE Activity</b></p> <p>Create a design for the pray plate to celebrate Diwali that is used for evening prayers. (Research Rangoli patterns)</p> 	<p><b>DT</b></p> <p>Create a Rainforest stick. To begin with, research what Rainforest sticks are? Using, kitchen tissue rolls or pringle tube, fill them with a choice of the following:</p> <ul style="list-style-type: none"> <li>• Rice</li> <li>• Pasta</li> <li>• Dried beans</li> <li>• Dried lentils</li> </ul> <p>Seal the ends of the tube and begin creating rainforest sounds. Decorate the tubes, with a rainforest theme.</p>

- 1) Complete at least 6 activities (spread this out over the half term).
- 2) Give in your homework to your class teacher when you've finished an activity.
- 3) For each activity completed you will be given 10 house points. Please put a tick beside each homework activity you have achieved.