

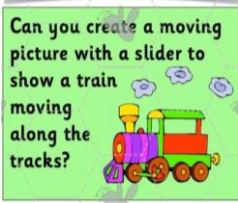
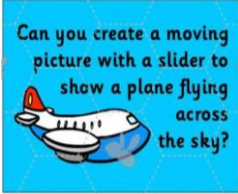



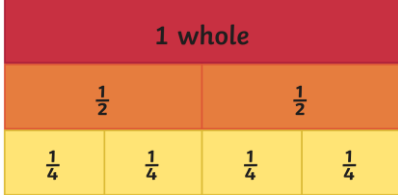




<p>Weekly Homework:</p> 	<p>1) Spellings - every week 2) Reading - daily 3) Little Wandle weekly sounds</p>	
<p><b>ENGLISH Activity 1</b></p> <p>Choose your favourite character from your favourite traditional tale.</p>  <p>Create a character profile by drawing a picture of your character and describing what they look like and their personality traits.</p>	<p><b>DT</b></p> <p>This term we are making moving pictures.</p>  	<p><b>HISTORY</b></p> <p>Choose a British King or Queen and create an information poster about that monarch. You should include a picture of the King or Queen, when they ruled Britain and 3 interesting facts!</p>  
<p><b>ENGLISH Activity 2</b></p> <p>Either choose a room in your home or your favourite place.</p> <p>Draw a picture and write a description of the things you can see, hear, smell and feel.</p>	<p><b>MATHS Activity 1</b></p> <p>This term we will be learning to count in 2s, 5s and 10s to 50. Can you practice counting forwards and backwards in 2s, 5s and 10s? Can you neatly write a number line in your homework book for each?</p>	<p><b>SCIENCE</b></p> <p>Can you find things around your home that are made from these materials?</p>  <p>Draw a picture and label them.</p>
<p><b>RE</b></p> <p>This half term, we will be looking at Sikhism. Think about what Sikhs wear and why. Write about them and illustrate with a picture!</p>	<p><b>MATHS Activity 2</b></p> <p><b>Fractions challenge:</b> Make a fraction wall in your homework book.</p> 	<p><b>MUSIC</b></p> <p>Listen to your favourite piece of music. Can you do the following in time to the music?</p> <ul style="list-style-type: none"> <li>- Tap your shoulders</li> <li>- Bend your knees</li> <li>- Put your hands on your hips and move from side to side.</li> <li>- Touch your knees then touch your shoulders.</li> <li>- Do star jumps.</li> </ul>

- 1) Complete at least 4 activities (x1 English and x1 Maths)
- 2) Give in your homework to your class teacher when you've finished an activity.
- 3) For each activity completed you will be given 10 house points. Please put a tick beside each homework activity you have achieved.
- 4) If you make a 3D model or a piece of art work which is too big to put into your homework book, you can take a photograph of your homework and stick it in your homework book. If you do please include a short description/explanation of the activity.