


















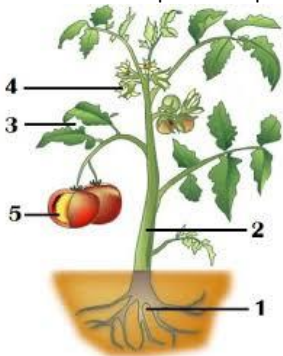






Weekly Homework		1) Spellings - High Frequency Words from the Reading Journal													
<div><div><div>youmy</div><div>wearehe</div><div>wasall</div><div>shetheyher</div><div>be</div><div>me</div></div><div>Ithe no to go into</div></div>		2) Recognising the numerals 1-30. Learning the number bonds to 10. Making repeating patterns using shapes, colours and different objects.													
		3) Practising the letter formation/number formation.													
ENGLISH Activity 1		MATHS Activity 1	SCIENCE Activity 1												
<p>In class we will be looking at rhyming words from this story:</p> <p>https://www.youtube.com/watch?v=Mq_Pee53RpE</p> <div></div> <p>How many of your own rhyming words can you come up with? e.g. dog, mog, fog, log</p>		<p>Go into your garden or to the park to find some minibeasts.</p> <p>Can you make a table and record how many of each insect you found?</p> <p>I = 1 II = 2 III = 3 IIII = 4 IIII = 5</p> <p>Tally chart – how many bugs are outside?</p> <p>Go exploring in the school grounds, and record how many of these insects you see.</p> <table><tr><td></td><td></td></tr><tr><td></td><td></td></tr><tr><td></td><td></td></tr><tr><td></td><td></td></tr><tr><td></td><td></td></tr><tr><td></td><td></td></tr></table>													
															
															
															
															
															
															
ENGLISH Activity 2		MATHS Activity 2	SCIENCE Activity 2												
<p>Draw and label the parts of a plant?</p> <div></div> <p>Now write sentences explaining what the plant needs to grow.</p>		<p>MAKE A MATHS GAME</p> <p>Here's a fun way to re-use bottle tops and jar lids by turning them into a simple counting and sorting game for our class!</p> <div></div> <p>Bring your number box game to school to share with your peers. Talk with your adult about adding, total, altogether.</p>													
ENGLISH Activity 3		RE Activity	DESIGN & TECHNOLOGY												

<p>Listen to the story of 'A Seed in Need': https://www.youtube.com/watch?v=lxYazAokfDQ</p> <p>Make a list of your 10 favourite words from the story in your Homework Book.</p> 	<p>Retell the story of Jesus calming the storm to an adult. Can you remember what happened in the story? Can you create a craft to support your retelling?</p> 	<p>Can you make a flower? Remember to include the petals, stem and leaves.</p> 
--	---	---

- 1) Complete 3 or more activities.
- 2) Give in your homework to your class teacher when you've finished an activity.
- 3) For each activity completed you will be given 10 house points. Please put a tick beside each homework activity you have achieved.
- 4) If you make a 3D model or a piece of art work which is too big to put into your homework book, you can take a photograph of your homework and stick it in your homework book. If you do please include a short description/explanation of the activity.