










HOMEWORK 'TAKE-AWAY' MENU
Year 2



Spring Term 1 Theme: Heroes and Villains:

<p>Weekly Homework</p> 	<p>1) Spellings - set weekly. 2) Education City - set weekly.</p>	
<p>ENGLISH Activity 1</p>	<p>COMPUTING</p>	<p>SCIENCE</p>
<p>Write a letter to your favourite superhero asking them for advice about something. Make sure you include an address, the date and who your letter is addressed to!</p> 	<p>Log onto Purple Mash, using your username and password, and see if you can send me an email telling me who your favourite hero from a story is.</p> 	<p>Design a lunchbox using different materials. Think about which materials would keep your food cold/hot, and which materials would keep your lunch safe!</p> 
<p>ENGLISH Activity 2</p>	<p>DT</p>	<p>HISTORY</p>
<p>Write a description of your favourite character from a book. Use lots of describing words and conjunctions to expand your sentences.</p> 	<p>Invent a new superhero and then design and create a mask for your superhero!</p> 	<p>Design a leaflet informing people about your favourite hero from history and why they were so heroic. Illustrate it and make it colourful! For example: Nelson Mandela, Rosa Parks, Mother Theresa.</p>
<p>ENGLISH Activity 3</p>	<p>RE</p>	<p>MATHS</p>
<p>Create a fact file about your favourite character from a book. Make sure you include lots of detail, and illustrate it with a picture!</p>	<p>Draw and describe a place that makes you feel safe and special. This could be a place of worship, your home or anywhere you feel cared for.</p> 	<p>Create two 3D shapes using any materials you can find (e.g lolly sticks, cotton buds). In your book write their names and describe their properties.</p>

- 1) Complete at least 4 activities.
- 2) Give in your homework to your class teacher when you've finished an activity.
- 3) For each activity completed you will be given 10 house points. Please put a tick beside each homework activity you have achieved.
- 4) If you make a 3D model or a piece of art work which is too big to put into your homework book, you can take a photograph of your homework and stick it in your homework book. If you do please include a short description/explanation of the activity.