







HOMEWORK 'TAKE-AWAY' MENU

Year 3

Autumn Term 2. Theme: Stone Age



1) Every week complete at least 1 activity.

<p>Weekly Homework</p> 	<p>1) Spellings: Please see spelling list sent home. 2) Times tables: 3x, 4x and 8x tables.</p>	
<p>ENGLISH Activity 1</p> <p>Write a leaflet - "How to survive in the Stone Age. You could use some information from the BBC's Horrible Histories videos as a reference resource or this video of 'The First Farmers':</p>	<p>HISTORY</p> <p>Research 2 of the following: Stone Age clothes, food, homes and beliefs.</p> <p>Focus:</p> <ul style="list-style-type: none"> Use subheadings e.g., Stone Age Clothes; Draw or use pictures to show the reader what life was thought to have been like. 	<p>SCIENCE Activity 1</p> <p>Research the different types of rocks and what they are used for.</p> 
<p>ENGLISH Activity 2</p> <p>Imagine that you have been whisked back in time to Pre-historic Britain. You have been allowed to take one person or one object from 2022. What or who would you take and how would you explain your choice?</p>	<p>ART</p> <p>Make up your own story, it can be about anything you like but tell it through 3-4 cave art pictures!</p> 	<p>SCIENCE Activity 2</p> <p>Find a rock and paint it to turn it into a piece of art.</p> 
<p>ENGLISH Activity 3</p> <p>Stone age people could not pop to the shops for food. Everything they ate had to be caught or collected. Write your own recipe for a stone age dinner using the sort of ingredients that would be available to them.</p>	<p>MATHS</p> <p>Stone age people did not understand numbers as we do. Archaeologists have found markings in cave that they think might be stone age counting. Can you come up with your own method of counting? You might want to choose symbols to mean certain amounts.</p>	<p>DT</p> <p>Design an outfit for a human living in the stone age.</p> <p>What materials would they have used?</p>

2) Give in your homework to your class teacher when you've finished an activity. 3) For each activity completed you will be given 10 house points. Please put a tick beside each homework activity you have achieved.

4) If you make a 3D model or a piece of art work which is too big to put into your homework book, you can take a photograph stick it in your homework book. If you do please include a short description/explanation of the activity.