








<p>Weekly 'Must do' Homework</p> 	<ol style="list-style-type: none"> <li>1) Recognise and write your name</li> <li>2) Recognise, count and write your numbers from 1-10</li> <li>3) Phonics homework</li> <li>4) <b>Read a book with your adult every week</b></li> </ol>	
<p><b>ENGLISH Activity 1</b></p> <p>Look at things around your home. Can you say the sound that they begin with? Draw pictures of what you can see and write the sound they start with next to it.</p> 	<p><b>RE Activity 1</b></p> <p>Design your own Rangoli pattern using different media.</p> 	<p><b>SCIENCE Activity 1</b></p> <p>Go on a nature walk in your local area. What Seasonal changes can you notice in the environment? Take or draw pictures.</p> 
<p><b>ENGLISH Activity 2</b></p> <p>Design and make your own Christmas card to give to a family member or someone in school. Write a message inside for them to read.</p> 	<p><b>MATHS Activity 1</b></p> <p>Get a collection of items that you can use to count such as pasta, sweets, coins. Can you use the objects to represent your numbers 1-10? Take a photo to share with us</p> 	<p><b>DT Activity 1</b></p> <p>Make a paper Lantern for Diwali.</p> 

- 1) Complete 3 or more activities.
- 2) Give in your homework to your class teacher when you've finished an activity.
- 3) For each activity completed you will be given 10 house points. Please put a tick beside each homework activity you have achieved.
- 4) If you make a 3D model or a piece of art work which is too big to put into your homework book, you can take a photograph of your homework and stick it in your homework book. If you do please include a short description/explanation of the activity.