











HOMWORK 'TAKE-AWAY' MENU
 Year 1
 Autumn Term 1 Theme: Teddy Bear's Picnic



Weekly Homework 1) Spellings - every Monday		
<p>ENGLISH Activity 1</p> <p>Create a wanted poster for your teddy!</p> <p>Include a picture and a written description.</p> <p>Remember to use some <u>adjectives</u> to describe your teddy.</p> 	<p>GEOGRAPHY Activity 1</p> <p>Use google maps to find out about parks in your locality.</p> <p>https://earth.google.com/web/</p> <p>Draw and label what is found in these places.</p>	<p>SCIENCE Activity 1</p> <p>Draw the clothes (and shoes) you wear for the 4 different seasons - Spring, Summer, Autumn and Winter</p> 
<p>ENGLISH Activity 2</p> <p>Write instructions to teach someone how to play your favourite game.</p> <p>Remember to include <u>bossy verbs</u> and <u>first, next, after</u> and <u>finally</u> at the beginning of your sentences.</p> 	<p>GEOGRAPHY Activity 2</p> <p>Look at the human and physical features around your home and draw/list them</p> 	<p>SCIENCE Activity 2</p> <p>Keep a weather diary for a week. You could choose to record the weather in Greenwich or another place around the world</p> <p>This is a useful website to use: https://kidsweatherreport.com</p> 

MUSIC	DT	RE/ART
<p>We already know Teddy Bear's Picnic!</p> <p>Can you learn another song or rhyme about a bear and prepare to teach it to the rest of the class?</p> 	<p>Design and make a healthy sandwich for someone in your family.</p> <p>What will your filling be? Which equipment will you use?</p> <p>Draw or take photos of your finished sandwich and stick them into your homework book!</p> 	 <p>Copy or design your own <u>Rangoli</u> pattern like the ones displayed by Hindus during Diwali.</p> <p>Here is a useful place to start: https://www.activityvillage.co.uk/rangoli</p>

- 1) Complete at least 4 activities.
- 2) Give in your homework/upload your homework on Satchel when you've finished an activity.
- 3) For each activity completed you will be given 10 house points. Please put a tick beside each homework activity you have achieved.
- 4) If you make a 3D model or a piece of art work, bring it into school or take a photograph of your homework and stick it in your homework book./ upload it to Satchel.