








<p>Weekly Homework </p>	<p>1) Spellings - set weekly. 2) Education City - set weekly.</p>	
<p>ENGLISH Activity 1</p> <p>Write a description of where you live using your senses. Make sure to use different sentence openers and a range of descriptive techniques (adjectives, similes, expanded noun phrases).</p>	<p>GEOGRAPHY</p> <p>Map your journey to school. Add pictures of any important buildings or places that you pass along the way.</p> 	<p>SCIENCE</p> <p>Keep a food diary for one week,  keeping track of all the food you eat every day. Afterwards, see if you can separate the food you eat into two columns, healthy and unhealthy. What do you notice?</p>
<p>ENGLISH Activity 2</p> <p>Write a diary entry about your weekend. What did you do? Who did you see? Why was the day you chose to write about special? Remember:</p> <ul style="list-style-type: none"> - the date - dear diary - to write in time order 	<p>MUSIC</p> <p>Find different objects around your house to create a drum. Then use the drum to practise call and response with a member of your family.</p> 	<p>RE</p> <p>Write about a celebration that is important to you. Explain why the celebration is important and what you do to celebrate. Is it similar to other celebrations you have learnt about? Afterwards, draw a picture of your special celebration.</p>
<p>ENGLISH Activity 3</p> <p>Create a postcard that you could send to a pen pal in The Gambia, to see how life is different for them there compared to here.</p> 	<p>Maths</p> <p>Create a list of ingredients you need to make your favourite meal. Then go to the supermarket and add up the cost of each ingredient to see how much they would cost to buy altogether.</p>	<p>DT</p> <p>Using a range of materials, create a 3D model of your favourite meal.</p> 

- 1) Complete at least 5 activities.
- 2) Give in your homework to your class teacher when you've finished an activity.
- 3) For each activity completed you will be given 10 house points. Please put a tick beside each homework activity you have achieved.
- 4) If you make a 3D model or a piece of art work which is too big to put into your homework book, you can take a photograph of your homework and stick it in your homework book. If you do please include a short description/explanation of the activity.