









<p>Weekly Homework</p> 	<ol style="list-style-type: none"> 1) Spellings -Common words chart/Words in Reading Journal 2) Recognising the numerals 1-50. Learning the properties of 2D shapes/ recognising 3D shapes 3) Practising the letter formation/number formation 	
<p>ENGLISH Activity 1</p> <div style="border: 1px solid black; padding: 10px; margin: 10px;"> <p style="background-color: purple; color: white; padding: 5px; display: inline-block;">Yes! I want to find out more</p> <p>Are there any scientific questions you want to find out about? Write them in your homework book. Remember to use capital letters and question marks!</p> </div>	<p>MATHS Activity 1</p> <div style="border: 1px solid black; padding: 10px; margin: 10px;"> <p style="text-align: center;">Everyday 3D shapes</p>  <p style="text-align: center;">Go on a 3D shape hunt! How many 3D shapes can you find in your house or outside?</p> </div>	<p>SCIENCE</p> <div style="border: 1px solid black; padding: 10px; margin: 10px;"> <p style="text-align: center;">Weather Forecasting with Pine Cones</p>  <p>Collect some pine cones and put them outside on a window sill. Observe them for a week and record your findings in the homework book. You can take pictures to compare the changes.</p> </div>
<p>ENGLISH Activity 2</p> <div style="border: 1px solid black; padding: 10px; margin: 10px;">  <p>Make a science border on one of the pages in your book. Write a poem about Mad Scientist. Your poem could be a rhyming poem or an acrostic poem.</p> </div>	<p>MATHS Activity 2</p> <div style="border: 1px solid black; padding: 10px; margin: 10px;"> <p style="text-align: center;">Symmetry in Nature</p>  <p>In class we will be looking at symmetry. There are lots of examples in nature. How many can you find?</p> </div>	<p>SCIENCE</p> <div style="border: 1px solid black; padding: 10px; margin: 10px;"> <p style="text-align: center;">Making a Feely Book</p>  <p>Gather some scraps of material together and stick them in your book. Talk about their colour, shape, texture and how they are different from each other.</p> </div>

ENGLISH Activity 3

Reading Predictions:
What Will Happen in the Story?

Before you read or listen, draw a picture showing your prediction (what you think the story will be about).

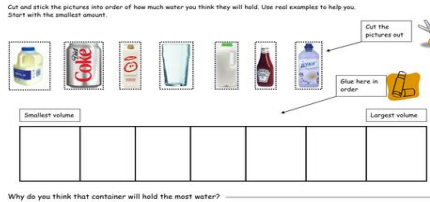


Reading Challenge
 Choose a book that you have not read before- (from school, home or library) . Before you read or listen to the story draw a picture of your prediction (what you think the story will be about). Write 2 or more sentence below your picture.

MATHS Activity 3

I can put containers in order of how much water I think they can hold.

Cut and stick the pictures into order of how much water you think they will hold. Use real examples to help you. Start with the smallest amount.



Why do you think that container will hold the most water? _____

Put containers in order of how much water you think they can hold.

Collect 5 or more pictures of drinks or liquids. Eg. Milk, ketchup, dish washing liquids, apple juice, fizzy drinks.

Cut and stick the pictures into order of how much water they will hold. Make a grid from smallest to the largest. Explain why you think that container will hold the most water?

ART



Can you draw any pictures of what you observe in nature?
 You could draw plants, animals, trees, insects etc.

2.



Draw three spring flowers of your choice.

ENGLISH Activity 5




Look at the picture above- Write 3 or more sentences.

MATHS Activity 4

Capacity

Can you draw a line on each container to show the water level?



Which container can hold less? Circle one.

Which container can hold more? Circle one.

Collect 4 water bottles- add colourful of glittery liquid and label them- half full, nearly full, full.

Take a picture and stick it in your homework book.

Science Activity 4



Trace around a toy doll /action man toy or even better -draw yourself and label some of the different parts inside your body eg. Heart, tummy, ribs etc. Be as creative as you can by using different texture.

ENGLISH Activity 5



Spring Plants
Research different types of spring plants. Write one fact about each plant.

If you want to challenge yourself - create a Spring Plants Booklet or poster.

MATHS Activity 5



Make a 2020 Colourful calendar with different. BE AS CREATIVE AS YOU LIKE.

DT Making a telescope to see the stars



- 1) Complete 3 or more activities.
- 2) Give in your homework to your class teacher when you've finished an activity.
- 3) For each activity completed you will be given 10 house points. Please put a tick beside each homework activity you have achieved.
- 4) If you make a 3D model or a piece of art work which is too big to put into your homework book, you can take a photograph of your homework and stick it in your homework book. If you do please include a short description/explanation of the activity.