







HOMEWORK 'TAKE-AWAY' MENU
Year 4

Autumn Term 1 Theme: What a Wonderful World



<p>Weekly Homework </p>	<p>1) Spellings – see spellings lists for Year 4 2) Times tables: 3x, 4x, 6x, 8x 3) EducationCity – tasks to be given on Thursday</p>	
<p>ENGLISH Activity 1</p> <p>Create your own poem about a volcano erupting. Think about;</p> <ol style="list-style-type: none"> The sounds the volcano may make The rush of lava rushing up the vent The lava spewing over the top of the crater and down the cone 	<p>GEOGRAPHY</p> <p>Imagine you are a teacher and you had to teach an alien from out of space what volcanoes are.</p> <p>You going to create a fact file complete with titles, images (or photos) of the following:</p> <ol style="list-style-type: none"> What they are? How they are formed? How to spot different volcanoes? What comes out of them? Does anything good come from a deadly explosion? Interesting facts! 	<p>SCIENCE Activity 1</p> <p>Choose an animal – research some facts about your animal; Including;</p> <ol style="list-style-type: none"> a description of your chosen animal; does it have skin, fur, scales? Is it warm blooded or cold blooded? Is it an amphibian, mammal? where your animal lives, its habitat, what it eats, does it hunt for its food? Is it nocturnal?
<p>ENGLISH Activity 2</p> <p>Using the story Varjak Paw, write your own story and continue the events after the 2 men enter the Contessa's house. Include what they did, what they might have said and why. Include the characters you know of so far; two black cats, Varjak and his family.</p> <p>If you want to include pictures, you can!</p>		<p>SCIENCE Activity 2</p> <p>Write a fact file about your animal. You can use the format of a trump card, or an information leaflet or a format of your choice. You can also include pictures or diagrams of your animal and its habitat.</p> 
<p>ENGLISH Activity 3</p>	<p>DRAMA</p>	<p>DT</p>

<p>Write a letter to the Natural History Museum Visitor Centre asking about what exhibits you can visit to help you learn about Volcanoes, where they are found, how they are formed, what happens in a volcano before it erupts and where you can find more information about volcanoes.</p>	<p>With a group or solo, create your own dramatic retelling of the journey from magma to lava. Include earthquake movements, explosions and freeze frames.</p>	<p>Design and build a model of a volcano. It can be 2d or 3d. Can you include the following words labelled on your model;</p> <ol style="list-style-type: none"> 1. vent 2. lava 3. Earth's crust <p>Take a photo of your model to stick into your homework book</p> 
---	--	---

- 1) Complete at least 4 activities.
- 2) Give in your homework to your class teacher when you've finished an activity.
- 3) For each activity completed you will be given 10 house points. Please put a tick beside each homework activity you have achieved.
- 4) If you make a 3D model or a piece of art work which is too big to put into your homework book, you can take a photograph of your homework and stick it in your homework book. If you do please include a short description/explanation of the activity.