



ST. MARY MAGDALENE
C OF E SCHOOL

Reception Welcome Meeting 2023

Class Teachers




Miss Raji
Teaching Assistant



Miss Baptiste
Orchard Class teacher



Miss Battey Bellamy Class
teacher



Miss St. Marie Teaching
Assistant

Familiar Adults



Miss Jones
Cover Teacher

Miss Gulshan



Miss Eggleston
Assistant Headteacher for EYFS



Miss Minlah
Associate Assistant
Headteacher

Miss Edgar

Attendance and punctuality

- **Gates open at 8:40 am**
- **Gates close at 8:55 am**

- Registration is taken at 8:55am
- Children marked late in the register if later than this
- Children walk into class on their own from the gates, adults will be on hand to show them where to go
- If a child is frequently late, they are continuing to miss the same lesson. 5 minutes late each day = 25 minutes of lost learning per week.



Weekly timetable (subject to change as children settle into routines)

Times	Monday	Tuesday	Wednesday	Thursday	Friday
8:40 -8:55	Wake up shake up/EMW	Wake up shake up/EMW	Wake up shake up/EMW	Wake up shake up/EMW	Wake up shake up/EMW
8:55 –9.00	Registration	Registration	Registration	Registration	Registration
9:00-9:15	Literacy Teaching	Literacy Teaching	Literacy Teaching	RE teaching	Creative teaching
9:15-10.15	Freeflow/ Adult Led activities	Freeflow/ Adult Led activities	Freeflow/ Adult Led activities	Freeflow/ Adult Led activities	Freeflow/ Adult Led activities
10:15- 10:30	Fruit and milk	Fruit and milk	Fruit and milk	Fruit and milk	Fruit and milk
10:30 – 10:45	Finger Gym	Music	Finger Gym	PSED	Finger gym
10:45 – 11.00	Playtime	Playtime	Playtime	Playtime	Playtime
11:05-11:25	LW reading time			LW Phonics	LW Phonics
11:25-11:45	LW phonics teaching				
11:55- 1:00.pm	Lunchtime	Lunchtime	Lunchtime	Lunchtime	Lunchtime
1.00-1.05	Registration	Registration	Registration	Registration	Registration
1:05 – 1:10	Maths	Maths	Maths	Maths	Maths
1:10- 2:00	Freeflow and interventions	Freeflow and interventions	Freeflow and interventions	Freeflow and interventions	Freeflow and interventions
2:00-2:30	Physical development focus	free flow Observations	2:00-2:20 indoor dance	free flow Observations	free flow Observations
2:30-2:45	Tidy up time	Tidy up time	Tidy up time	Tidy up time	Tidy up time
2:45 – 3.10	Storytime/song	Storytime/song	Storytime/song	Storytime/song	Storytime/song

Curriculum maps

Reception Yearly Overview – Curriculum Opportunities						
	Autumn	Spring	Summer			
Theme	I am special, I am me! PSHE, Art, Science	Shine a light in the dark. RE, Science, Geogaphy	Super Scientists PSHE, Art, Science	Once Upon a Time PSHE, Art, Science	From acorns to oak trees PSHE, Art, Science	Wherever you will go (journeys) PSHE, Art, Science
Texts	T4W: Owl Babies Leopard's Drum, Funnybones, Hey Duggee: the tooth brushing badge, Cave Baby, Twinkle Twinkle chocolate Bar. (books on starting school), Starting School, The World at your feet, out of the blue, When dragon comes to stay, Little rabbit foofoo	Hovis the Hedgehog The Lights that Dance in the Night, Zim Zam Zoom / Eyes that Speak to the Stars, out of the dark winters night, I love the seasons, Winter, spring, Summer, Autumn, snowy Day, A thing called Snow, Winter – Emily Dufresne, A year Full of Stories Hannukah fun, Hannukah nights, the best Diwali ever, music in me, Festivals, Colours of Holi, Gracies night. The Christmas Surprise, green is for Christmas, Christmassaurus	T4W: The Magic Porridge Pot My First Heroes: Scientists Dim Sum for everyone, Mr Wolf's pancakes, Mama Panya's Pancakes, We planted a pumpkin	T4W: The Three Little Pigs Ramadan Moon, Samira's Eid Spot's first easter, Paddington's easter egg hunt, the garden, the curtain and the cross,	T4W: Superworm The Tiny Seed What the Ladybird Heard Wings, Waves & Webs, Eco Girl, Invertebrates are cool, Oliver's Vegetables, My First Book of Birds, the girl who loves bugs,	T4W: Barney Goes to the Moon The journey from Grandpa's house The Naughty Bus The Snail and the Whale Lost and found The last stop on market street Emma Jane's Aeroplane The lost property office The hundred-decker bus Let's go for a walk, Journey, At the airport, Martha Maps

Theme Specific Vocabulary Adults will introduce language in context and in play progressively over the course of each half term.	Eyebrows, eyelashes, tongue, elbow, wrists, ankles, knuckles, Hips, shins. Aunt, Uncle, Nephew, Niece, Cousin	Church, Mosque, Synagogue, Religion, baptism, christening, Minister, Vicar, Reverend, steeple, font, altar, pew, cross, stained glass window, beliefs, Harvest, Christmas, Easter, Christians, special books, special places, special stories, prayer, Bible, Jesus, God, believe, angel, new year, resolution.		Sticks Plastic Rough Sunlight Wood Soft Smooth Air Bricks Waterproof Glass Metal Strong Stem Fabric Weak Soil Paper Hard hero prince princess king queen	Travel, journey, arrive, map, Town, school, home, house, map, job, work, train station, library, church, shops, park, leisure centre
Events	Bring a family member to school for a celebration party – cake and squash	Christmas Production Fireworks/Autumn Art show.	Different science experiments Have a science workshop with outside person	Discover story centre in Stratford	Ecology Park Get the ferry to North Woolwich and have a picnic in Victoria Park Gardens and the ferry back. Make tickets for the children to use for their journey. Transport Loop – Boat to cable cars, cable cars to DLR – pit stop at airport tube to N.Greenwich & walk/ Bus home
Role Play Inside Must be child led	Café	Dark den and light stuff	Science Lab	Three little pigs's houses	Minibeast investigation centre Travel agents
Role Play Outside	Police station	Firework shop	Science lab	Builder's yard/construction site	Garden Centre Bus/ train station

Phonics

- We follow the Little Wandle phonics scheme in EYFS and this is carried on into key stage 1.
- Little Wandle follows a systematic approach to teaching children sounds that give them the skills to decode words for reading.
- Little Wandle is a government validated scheme.
- Children are taught sounds in phases and these are applied to our reading practice sessions, which happen 3 times a week guided by an teacher.

Reading is so important, especially in the younger years. It will help them with all areas of their learning as they progress through the school. Please help share a love of reading with your child by reading to them as often as possible.

Phonics books will begin to go home in week 4 (WB:25th September 2023) please return these every Wednesday even if you haven't read them. Please sign your child's record to let us know you have read it with them.

Pleasure books are books for you to enjoy reading with your child and the phonics books are decodable for your child to read to you.





Reading Books

- Invested £20,000 on new reading books for the children to enjoy.
- If a book is not returned, or badly damaged, then you will be charged £6 to replace it.
- Please share the books with your child and encourage them to take care of our precious new resource.

Writing

- In reception, children are taught how to write in print/block script. This is to ensure correct letter formation, before focusing on refining their handwriting with cursive when they start KS1.
- All lower case letters start on the line. This helps them to remember where to start each letter.
- We do a daily dough disco this helps to strengthen the hand muscles needed to write, along with other fine motor activities.
- We teach children to hold their pencils using a tripod grip:



Assessment

- Reception Baseline Assessment- Government requirement across the UK (Literacy and Maths only)
- Phonics assessments(every 6 weeks)
- End of year assessments- against the early years standards.



Tapestry

- We will use Tapestry online journey to celebrate your child's achievements and exciting activities, individually or with their new friends and the staff looking after them.
- You can contribute to this online journal by commenting on the journal entries, or even adding your own. Let your child's teachers know what your child loves doing at home by sending photos and videos back, helping them understand their development at home.
- You can share these special moments with your child at any time by logging into their Learning Journal, using your own password. This online journal will help to develop your child's language skills and build their self-esteem.



Behavior in school

- **A New Day, A Fresh Start**
- Positive behaviors is rewarded with 'Class Dojo's
- Stickers
- House points
- Head teacher's Award
- Maths Award
- Value certificate (value changes every term, this term's value is fellowship)

Golden rules

- We work hard.
- We are kind and helpful.
- We look after property.
- We are honest.
- We listen to people.
- We are gentle.



Homework

Homework menus	Weekly work & LW phonics activities	Online education
<ul style="list-style-type: none">• Given every half term.• Aim to Complete 3 or more activities.• Homework books are checked on your child's book change day.• For each activity completed you will be given 10 house points. Please put a tick beside each homework activity you have completed	<p>Please support your child by encourage them to practice writing their name, and forming their numbers to ten on a weekly basis. This will reinforce what we are teaching in class.</p> <p>Weekly Little Wandle phonics homework will be sent out on a Friday and collected the following Friday. Each week the phonics homework will match what your child has learnt in school that week.</p> <p><u>Reading</u>- Please read with your child at least 3 times a week. Children will get a tick on their bookmark for every book they read which correlates to a special certificate.</p>	<p>Every child will be given a Purple Mash and education city log in. These websites have lots of educational games to support your child's education.</p>



Please make sure your reading record is signed and commented so that we can regularly change your child's book. If there is no comment, we will assume you haven't read it yet.




PE Days

Children will have 2 Physical development sessions per week.

On Wednesday, Reception have a dance and fitness teacher, Miss Leyla.

They are requested to bring their PE kits to school on a Monday and take them home to wash on a Friday. PE kits including the clothing need to be clearly labelled with your child's name.

They will need to get undressed and dressed independently for PE so please allow them time to practise at home.



Indoor PE Kit:
T-shirt
Shorts

Outdoor PE
Kit:
Jumper
Jogging
Bottoms



Clothes and labelling

Please ensure that you label all your child's belongings clearly with their name, including:

- Shoes
- Coats
- School bags
- Water bottles
- PE kits
- Scarves and gloves.

We cannot guarantee that your child will not take off their coat, cardigan or jumper when playing in the playground at playtime or lunchtime.



Getting dressed

It is very useful if your child can dress and undress themselves when they join the school.

We do not require the majority of 4 year olds to be able to tie their own laces and do their buttons, but we do encourage them to try.



If you want your child to have laced shoes, then they need to be able to tie them themselves.

Velcro fastening shoes and slip on pumps can be less frustrating for both child and teacher in the early stages.

Belts can make it difficult for your child to undress themselves in a hurry.



Lunches/ packed lunches

All children in Reception are entitled to a free school meal.

Alternatively, your child may bring a healthy packed lunch. Sweets, chocolate bars and fizzy drinks are not allowed.

Your child will receive fresh fruit every day which is free of charge.



We encourage children to keep hydrated throughout the day. Please ensure your child has a labelled bottle containing **water** only.



Parent teacher communication

If you would like to speak to us, please write in your child's contact book. They will be checked weekly on your child's book changing day.

If it is something you would like us to read on a particular day, please ask your child to hand their contact book to one of us in the morning on their way into class

Alternatively, you can call the school office.

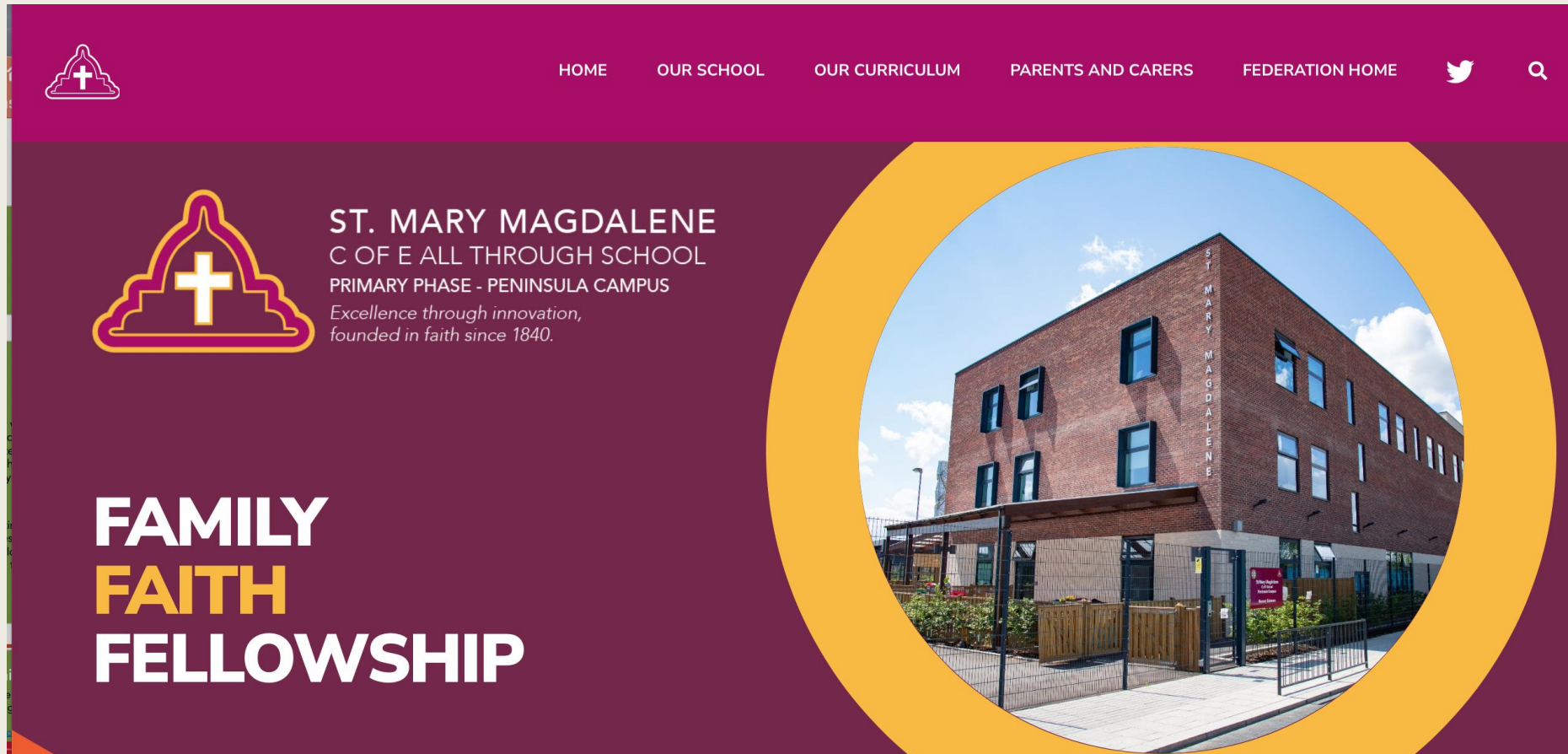
If the matter is urgent, please speak to a member of Senior Leadership Team.



School website

Please visit the Koinonia Federation Website for more information regarding your child's learning.

<https://www.koinoniafederation.com/>



The screenshot shows the homepage of the St. Mary Magdalene C of E All Through School website. The header is a dark purple bar with a white cross icon on the left and navigation links: HOME, OUR SCHOOL, OUR CURRICULUM, PARENTS AND CARERS, and FEDERATION HOME. On the right of the header are a Twitter icon and a search icon. The main content area has a dark purple background. On the left, there is a large yellow and white cross icon inside a stylized archway. To its right, the text reads: ST. MARY MAGDALENE C OF E ALL THROUGH SCHOOL PRIMARY PHASE - PENINSULA CAMPUS. Below this is the tagline: Excellence through innovation, founded in faith since 1840. In the bottom left corner, the text 'FAMILY FAITH FELLOWSHIP' is displayed in large, bold, white and yellow letters. On the right side, a large circular yellow frame contains a photograph of a modern brick school building with the name 'ST. MARY MAGDALENE' written vertically on its corner.

Any questions?



Thank for your time

We are looking forward to providing you and your child with the support needed to ensure the best start in their education.

