

Year 1
SMMP Peninsula

Meet the team...

	Siderman Class	Stephens Class
Class Teacher	Miss McKeown	Miss Augustus
Teaching Assistant	Miss Eda	Miss Foster
Other members of staff		

Starting the day...

The school gates open at 8.40am and close at 8.55am. Registration begins promptly at 9.00 am. Children arriving after this time are marked as late.

Once children arrive at school they are expected to complete their Early Morning Work whilst their peers are arriving. This usually consists of either handwriting practice, spelling practice or independent reading.

Our annual curriculum map...

Found on our website, under 'curriculum areas'

Year 1	Teddy Bears' Picnic	Toy Story	How can I change my world?	Space Explorers	Dragons, Knights and Castles	Beside the Sea
	<p><u>CORE TEXT</u> The Lost Teddy, Where's my Teddy? , Peace at Last, Paddington and Winnie the Pooh.</p> <p><u>WRITING OUTCOMES:</u> Writing Invitations Narrative Writing Instructions Writing</p>	<p><u>CORE TEXT</u> Traction Man Turbo Dog Toy Story-video clips Stanley's Slick</p> <p><u>WRITING OUTCOMES:</u> Recounts, Diary entries, Poetry Narrative</p>	<p><u>CORE TEXT</u> 10 Things I can do to change my world Litter Bug Dug, Michael Recycle</p> <p><u>WRITING OUTCOMES:</u> Posters. Letter writing Non-chronological reports.</p>	<p><u>CORE TEXT</u> Man in the Moon</p> <p><u>WRITING OUTCOMES:</u> Narratives Descriptive Diary entries Letter writing</p>	<p><u>CORE TEXT</u> Fairy tale openings and settings. Jack and the Beanstalk</p> <p><u>WRITING OUTCOMES:</u> Retelling story Alternative story endings.</p>	<p><u>CORE TEXT</u> Light house keeper' lunch The Snail and the Whale Blue Fish- by Pie Corbett</p> <p><u>WRITING OUTCOMES:</u> Narrative Poetry</p>

	<p><u>LET'S THINK IN ENGLISH - BEAR</u></p> <p><u>Geography</u> Barnaby Bear – Investigating the local area</p> <p><u>Science</u></p> <p>Seasonal Changes</p> <p>RE</p>	<p><u>LET'S THINK IN ENGLISH Kids</u></p> <p><u>History</u> Changes within living memory comparing old and modern toys.</p> <p><u>Science</u> Plants RE</p>	<p><u>Geography</u> Geography – Investigating the UK -UK Map -pollution/climate -towns and cities change and recycling Weather and seasonal changes</p> <p><u>Science</u> Animals including</p>	<p><u>LET'S THINK IN ENGLISH Luna</u></p> <p><u>History & Geography</u> Significant Historical figures – Nell Armstrong and Mary Jackson, Tim Peake Mapping the view from space?</p> <p><u>Science</u> Animals including</p>	<p>Narrative, diary entries</p> <p><u>LET'S THINK IN ENGLISH HAT</u></p> <p><u>History</u> Exploring castles and their features</p> <p>Monarchs – the current royal family the changes recently</p>	<p>Postcards Chronological report</p> <p><u>Geography</u> <u>Investigating the seaside</u></p> <p>Oceans – naming them Key features of a coastline How have things changed by the sea?</p>
--	---	---	---	--	---	--

Reading...

In Year 1 we issue every child with a reading book and reading record. They are expected to read this book at home, daily, to an adult. **These are returned and changed on Tuesdays and Fridays.**

Please write in your child's reading record when they have read the book.



Trips...


Toy Story	How can I change my world?	Space Explorers	Dragons, Knights and Castles	Beside the Sea
Museum of Childhood	Ecology Park	Greenwich Royal Observatory	Discover Story Centre	City Beach

Behaviour...

We have a positive approach to behaviour and offer many rewards to encourage good behaviour from the children. We expect all children to follow the golden rules and at all times to show respect for us, their teachers, and their peers.



Behaviour...



HOUSE POINTS

Behaviour...

Whilst we do have a positive approach to behaviour, there can be circumstances when a student has continued to behave in a way which ignores our school rules. This is when we have to introduce consequences.

To begin with, a child may have 10 minutes of their play time removed in order to reflect on their behaviour. Sometimes during lesson times a student may need to be removed from class for 10 minutes in order to calm down and reflect in a different environment. When these consequences have already been received but unwanted behaviour continues, they may be asked to spend time in the office with a member of the Leadership Team.

Assessment...

Over the year we will carry out different maths, reading and writing assessments on a half termly basis.

The main assessment comes during the last summer term, which is the **Phonics Screening Check**. We are running a new Phonics scheme called **Little Wandle** which has been recognised as a leading Phonics scheme across schools. To go along with this, children are expected to complete weekly Phonics homework sheets that are taken directly from the Little wandle scheme to ensure they are getting enough coverage both at school and home. **If you have any questions about this scheme please talk to us during the classroom visit.**

It is a government requirement for children to sit this assessment in Year 1. If children do not meet the requirements for passing the Phonics Screening Check they will have to re-sit it in Year 2.

Assessment...


During the assessment children will be asked to read a list of words. These words include 'real words' and 'alien words'.

It is really important that children are reading at home in order to prepare them for this assessment. Any additional exposure children have to practicing their phonics at home will also help with this. There are many useful websites that can help with this at home which we have included in the pack we have given you.

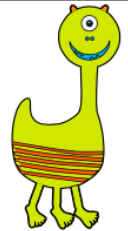
waiting

portrait

groiks









strom



HOMWORK BOOKS

- Homework books are handed out at the beginning of the year. Each term, children are expected to complete a variety of homework tasks that are fitting for the current theme of the term. This is called a **HOMWORK MENU**.
- Each week, the children are expected to hand in their homework books ready for the class teachers to mark, preferably on a Friday morning.
- It is really important that the children are returning their homework books each week to ensure that learning is also being done at home to promote progression in the children's learning.

 		
HOMEWORK 'TAKE-AWAY MENU Year 1 Autumn Term 1 Theme: Teddy Bear's Picnic		
 Weekly Homework	1) Spellings - every Tuesday 2) Education City 3) Purple Mash	
ENGLISH Activity 1 Create a wanted poster for your teddy! Include a picture and a written description. Remember to use some <u>adjectives</u> to describe your teddy. 	GEOGRAPHY Use google maps to find out about parks in your locality. Write and draw what is found in these places.	SCIENCE Activity 1 Keep a weather diary for a week. You could choose to record the weather in Greenwich or another place around the world This is a useful website to use: https://kidsweatherreport.com 
ENGLISH Activity 2 Write instructions to teach someone how to play your favourite game. Remember to include <u>body verbs</u> and <u>first, next, after</u> and <u>finally</u> at the beginning of your sentences.	MUSIC We already know Teddy Bear's Picnic! Can you learn another song or rhyme about a bear and prepare to teach it to the rest of the class? 	SCIENCE Activity 2 Make your own rain gauge. https://www.theexplorercreator.com/build-a-rain-gauge/ Or wind vane https://www.education.com/activity/article/wind-vanes-first/ Use it to measure the wind or the rain for a week, then share your findings with your class.
GEOGRAPHY Activity 2	DT	ART/RE

SATCHEL

satchel:one

- In light of the COVID-19 lockdowns, all children now have access to **Satchel**, which is an online forum where Class teachers, parents and children are able to access their homework which can be viewed and marked by the class teacher.
- This can be used instead of doing the homework in their homework books each week. The class teacher will then be able to review all homework each Friday to see whether the children are engaging in the homework tasks that have been set.
- Again, it is really important to ensure that children are able to have access to learning at home because it will support them and their learning journey in school.

The screenshot shows a homework page titled 'Autumn 1 Homework' for a group named 'Stephens'. The page has tabs for 'Description', 'Insights', 'Assess', and 'Discussion', with 'Description' selected. A notification states: 'Mrs C. Kristensen set this assignment for group Stephens - Additional English and M'. Below this, there are two buttons: 'Set on Fri 10 Sep' and 'Due on Fri 22 Oct'. On the right side, there are two share buttons: 'Share to Classroom' and 'Share to Microsoft Teams'. The 'Task description' section reads: 'Dear All', 'Our Theme this term is Teddy Bear's Picnic. As you complete the homework please upload it and share with your teacher.', 'Enjoy', and 'Year 1 Team'. At the bottom, an 'Other information' box contains two bullet points: 'This homework will take approximately 46 minutes' and 'Mrs C. Kristensen would like you to hand in this homework online via Show My Homework'.

If you have any queries,
please do speak to your child's class teacher. We
would be happy to help!

ADDITIONAL HOMEWORK



In some instances, children will be set homework via the [Purple Mash](#) or [Education City](#) websites. When homework is provided on these sites, your child's login will be found at the back of their homework books.

- Your child's class teacher will have access to their homework records on these websites and will be able to review their homework using these forums too.
- In terms of **spellings**, each week, your child will be given a list of 8 spellings that they are encouraged to learn. These will be sent home each Monday along with their spelling test scores from the previous week. Each day, the children are encouraged to practice two of the eight spellings during their early morning work.

Know Your Words! Name _____

look say cover write check

Words	Monday	Tuesday	Wednesday	Thursday	Friday
Back					
Sack					
Lick					
Stick					
Flick					
Tick					
I					
The					



SCHOOL UNIFORM

If you are wondering where you can purchase any school uniform for your child, please visit this website: <https://khalsaschoolwear.co.uk/school/st-mary-magdalene-cofe-primary/>

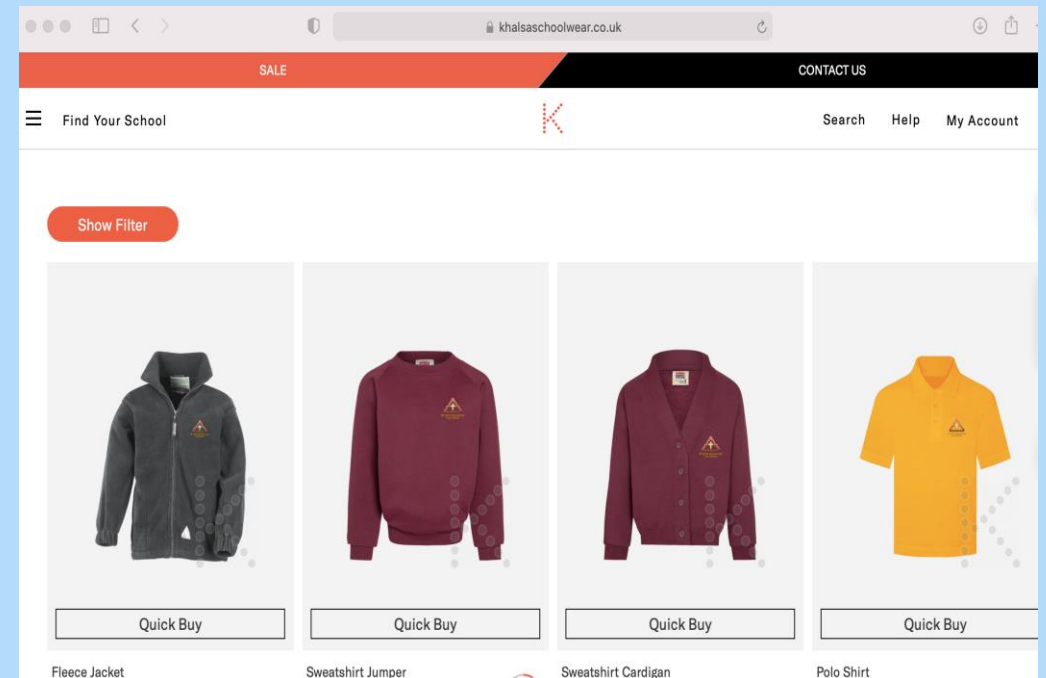
- Looking at the Koinonia Federation uniform policy, it states that each child should be wearing;

Girls	Grey skirt or trousers or pinafore dress, dark yellow polo shirt, burgundy sweatshirt and/or a dark grey fleece
Boys	Grey trousers, dark yellow polo shirt, burgundy sweatshirt and/or a dark grey fleece
Footwear	Safe, flat sensible shoes or trainers – black in colour
Jewellery	Small studs and a wrist watch if your child can tell the time

In the summer boys are allowed to wear grey school shorts and girls are allowed to wear red checked dresses.

Please make sure your child's name is in their uniform and coats/jackets to avoid any chances of it being misplaced.

You could also visit the **Khalsa School wear** shop in Crayford at DA1 4HF.



P.E KITS



- Each week, your child will participate in both an Outdoor and Indoor P.E lesson. In order to keep the children safe, they need to be wearing the correct P.E kit.
- This includes; a white t-shirt, preferably long sleeve for the winter months to keep them warm. A black jumper is also advised to be worn during the winter. Black jogging bottoms or leggings, socks and sturdy trainers or plimsolls. In summer, appropriate black shorts are allowed to be worn.
- If possible, it would be ideal for any child with longer hair to have it tied back and out of their face to avoid any accidents or injuries during these lessons.



YOUR FIRST CONTACT

- Please feel free to contact your child's class teacher about any queries or worries you may have.
- If there is another member of staff that you feel may be able to help you with any worries or issues please do not hesitate to ask. The quicker we know, the quicker we can resolve the problem for you!
- We are always here to help!



PACKED LUNCHES AND WATER BOTTLES

- It is **essential** that your child is getting a healthy, balanced lunch everyday.
- We encourage the children to drink as much water through out the school day to make sure they're staying hydrated in class.
- **Please make sure that your child's name is written on both their water bottles and their lunch boxes** to avoid any confusion at the end of the day. This will also make it much easier to find their items if they have been misplaced or mistakenly taken by another child.

