










HOMWORK 'TAKE-AWAY' MENU
Reception
Summer 2 Term 2 Theme: Journeys
Book: The Journey Home from Grandpa's



<p>Weekly Homework</p> 	<ol style="list-style-type: none"> 1) Spellings -Common words chart/Words in Reading Journal 2) Recognising the numerals 1-50. Learning the properties of 2D shapes/ recognising 3D shapes 3) Practising the letter formation/number formation 													
<p>ENGLISH Activity 1</p> <p><u>Write about where you want to go?</u></p> <p><i>How would you get there?</i> <i>What would you need?</i> <i>How would you get back?</i></p>	<p>MATHS Activity 1</p> <p style="color: red;">Ordering numbers.</p> <p>We have been looking at numbers and which are smaller and bigger.</p> <p>Look at your phone number, Which number is the smallest? Which is the biggest? Can you put the numbers in order from smallest to biggest?</p> <p>If you don't have a phone number at home you could try this with the school phone number.</p> <p>School number 0208 858 1309</p> <table border="1" style="margin-left: auto; margin-right: auto; text-align: center;"> <tr> <td>0</td><td>1</td><td>2</td><td>3</td><td>4</td><td>5</td><td>6</td><td>7</td><td>8</td><td>9</td> </tr> </table> <table border="1" style="margin-left: auto; margin-right: auto; width: 80%;"> <tr> <td style="width: 50%; padding: 2px;"> This activity was ☹ ☹ ☹ A bit hard Just right Too easy </td> <td style="width: 50%; padding: 2px;"> We enjoyed this activity ☹ ☹ ☹ A lot A bit Not much </td> </tr> </table>	0	1	2	3	4	5	6	7	8	9	This activity was ☹ ☹ ☹ A bit hard Just right Too easy	We enjoyed this activity ☹ ☹ ☹ A lot A bit Not much	<p>Science</p> <p style="color: blue;">Science Experiment Pull Back Car Toy</p> <p>Can you pull the car back a short way and let it go? How far did it go? Count the number of steps it takes to walk to the car. Can you pull the car back farther and let it go? How far did it go? Count the number of steps it takes to walk to the car. Which car went the farthest? Which car went the fastest? How can you make the car go even further?</p>  <p style="text-align: center;">Using toy cars experiment</p>
0	1	2	3	4	5	6	7	8	9					
This activity was ☹ ☹ ☹ A bit hard Just right Too easy	We enjoyed this activity ☹ ☹ ☹ A lot A bit Not much													
<p>ENGLISH Activity 2</p> <p>Write a poem about your favourite type of transport.</p> <div style="border: 1px solid black; padding: 5px; margin-top: 10px;"> <p>Where do they go?</p> <p>A plane in the sky, A boat in the water. Look up again, To see helicopter.</p> <p>A train runs on tracks, A car on the road, Vans, trucks and lorries, All carry their load.</p>  </div>	<p>MATHS Activity 2</p>  <p>Use card/cardboard to make an ordinal puzzle from 1st -first to 10th -tenth or even up to 20th -twentieth</p>	<p>DT</p> <p style="color: red;">BE CREATIVE-2D/3D MODELS ARE GREAT!</p> <p>Invent a new type of transport!</p> <p>Design your own transport! Make it 2D/3D</p> <p>What does it do?</p> <p>Does it help you? How?</p> <p>Does it take you to your destination quicker? Explain</p>												

	position. Your pictures could be different types of transport.																					
<p>Phonics Activity</p> <p>Write as many words that you can find in the word-</p> <p>“Transportation”</p> <p>Make a list from 1-20</p> <table border="0"> <tr><td>1. in</td><td>11.</td></tr> <tr><td>2. on</td><td>12.</td></tr> <tr><td>3. or</td><td>13.</td></tr> <tr><td>4.</td><td>14.</td></tr> <tr><td>5.</td><td>15.</td></tr> <tr><td>6.</td><td>16.</td></tr> <tr><td>7.</td><td>17.</td></tr> <tr><td>8.</td><td>18.</td></tr> <tr><td>9.</td><td>19</td></tr> <tr><td>10.</td><td>20</td></tr> </table>	1. in	11.	2. on	12.	3. or	13.	4.	14.	5.	15.	6.	16.	7.	17.	8.	18.	9.	19	10.	20	<p>Reading Activity</p> <p>Learn to read and write all these words-</p> <div data-bbox="544 387 1043 618" style="border: 1px solid black; padding: 5px; margin: 10px 0;"> <p><i>the, is, it, in, and, they was, some, made, Mr, Mrs, like, their</i></p> </div>	<p>Art Activity</p> <p>Draw and paint one of these types of transport- Think carefully of the colours you should use.</p> <ol style="list-style-type: none"> 1. Ambulance 2. Police car 3. Fire Engine <div data-bbox="1174 824 1482 1541" style="display: flex; flex-direction: column; align-items: center;">    </div>
1. in	11.																					
2. on	12.																					
3. or	13.																					
4.	14.																					
5.	15.																					
6.	16.																					
7.	17.																					
8.	18.																					
9.	19																					
10.	20																					

Read these words every day to an adult. Use them to make sentences. Make your own alphabet book mark

A a a about all an and are as asked at	B b back be big but by	C c called came can children come could	D d dad day do don't down	F f for from	G g get go got	H h had have he help her here him his house	I i I I'm if in into is it it's	J j just	L l like little look looked
M m made make me Mr Mrs mum my	N n no not now	O o of off oh old on one out	P p people put	S s said saw see she so some	T t that the their them then there they this time to too	U u up	V v very	W w was we went were what when will with	Y y you your

- 1) Complete 3 or more activities.
- 2) Remember to take a photo of your work and upload it to Satchel.
- 3) For each activity completed you will be given 10 house points. Please put a tick beside each homework activity you have achieved.