









<p>Weekly Homework</p>	<p>1) Spellings – see spellings lists for Year 5 :s tables: 6x, 7x, 8x, 9x ation City- tasks set for the half-term</p>	
<p>ENGLISH Activity 1</p> <p>Produce an information leaflet about Antarctica. Please include the following points:</p> <ol style="list-style-type: none"> Information about the weather. Where is Antarctica? What animals live there? What has been happening to the climate there? 	<p>Geography</p> <p>Where is Antarctica and how could we get there from the UK? Create an itinerary of travel from the UK to Antarctica.</p> 	<p>SCIENCE Activity 1</p> <p>Research animals that inhabit Antarctica. Choose one animal and design a habitat for them.</p> <p>Consider the following:</p> <ol style="list-style-type: none"> What shelter do they need? What food needs to be available? How big does their habitat need to be?
<p>ENGLISH Activity 2</p> <p>Can you research famous naturalists and animal behaviourists and write a biography about that person?</p> 	<p>DT</p> <p>Can you design some clothes for people to wear whilst they are exploring Antarctica? You can use material to design or clothes or just draw and label. Remember the following points:</p> <ol style="list-style-type: none"> What is the weather like? What materials will be best? 	<p>SCIENCE Activity 2</p> <p>Have a look at some ice experiments and try them for yourself. Please take pictures and write a review of what you discovered. Were your predictions correct?</p> 
<p>ENGLISH Activity 3</p> <p>Imagine you were exploring this place for the first time. What would you see and experience? Write a short descriptive story about your journey.</p> 	<p>MUSIC Activity</p> <p>Research sounds of Antarctica. Listen to the following link https://noisy.vice.com/en_au/article/rze4k3/instruments-from-antarctica-interview write a short review about the music you heard. What sound objects from nature could you use to make music?</p> 	<p>ART Activity</p> <p>Design an igloo using junk materials from home. Be as creative as possible. Remember that your igloo needs to keep the people warm and safe from animals.</p> 

1) Complete at least 3 activities.

2) Give in your homework to your class teacher once you have finished each piece.

3) For each activity completed you will be given 10 house points. Please put a tick beside each homework activity you have achieved.

4) If you make a 3D model or a piece of art work which is too big to put into your homework book, you can take a photograph of your homework and stick it in your homework book with a short description/explanation of the activity.