







HOMEWORK 'TAKE-AWAY' MENU

Year 3

Autumn Term 1 Theme: Wonders of Nature



<p>We</p> 	<p>1) Spellings: Please see spelling list sent home. 2) Times tables: 3x, 4x and 5x tables. 3) Education city - Activities will be set every Friday.</p>	
<p>ENGLISH Activity 1</p>	<p>GEOGRAPHY/PSHE</p>	<p>SCIENCE Activity 1</p>
<p>Write a diary entry in role as a child that enters the giants garden. Describe in detail what you see in the garden. Use the 5 senses to help you.</p>	<p>Design a poster to encourage people to get outside. You could include key words, places to go or ideas of things to do, photos, drawings, maps...anything! Make it eye-catching and informative.</p>	<p>Sow your own secret garden at home using different types of seeds/plants.</p> 
<p>ENGLISH Activity 2</p>	<p>ART</p>	<p>SCIENCE Activity 2</p> 
<p>Create an informative poster which compares the 4 seasons. Things to think about: Months Weather Clothing Things to do</p>	<p>There is no poem so lovely as a tree' - is a line from the poem 'Trees' by Joyce Kilmer. My favourite tree is the conker tree at the bottom of my parent's garden. Can you paint or draw a picture of your favourite tree? Why do you like it so much?</p>	<p>Write an information leaflet on different types of plants. You can use the format of a trump card, or an information leaflet or a format of your choice. You can also include pictures or diagrams.</p>
<p>ENGLISH Activity 3</p>	<p>MATHS</p>	<p>DT</p> 
<p>Role playing the story of the selfish giant and the secret garden, in your gardens or local park. Use natural props from the garden to act out the different characters. Take pictures!</p>	<p>Garden Goodies How many different vegetables and fruit have you tried? What do you eat most regularly? Which do you like or dislike? Show this information in a pictograph or a bar chart.</p>	<p>To collect different garden items eg: twigs, leaves, branches, soil, flowers, conkers etc. You can use these to study different textures and shapes. You might want to do some rubbing of the leaves.</p>

- 1) Complete at least 6 activities.
- 2) Give in your homework to your class teacher when you've finished an activity.
- 3) For each activity completed you will be given 10 house points. Please put a tick beside each homework activity you have achieved.
- 4) If you make a 3D model or a piece of art work which is too big to put into your homework book, you can take a photograph and stick it in your homework book. Please include a short description/explanation of the activity.