



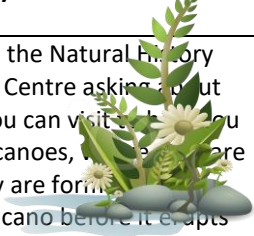





HOMEWORK 'TAKE-AWAY' MENU  
Year 4  
Autumn Term 1 Theme: What a Wonderful World



<p>Weekly homework</p> 	<p>1) Spellings – see spellings lists for Year 4 2) Times tables: 3x, 4x, 6x, 8x 3) Education City</p>	
<p><b>ENGLISH Activity 1</b></p>	<p><b>GEOGRAPHY</b></p>	<p><b>SCIENCE Activity 1</b></p>
<p>Write a poem about part of the journey the pebble makes from when it shoots out of a volcano to when it begins to become a small pebble.</p>	<p>Produce a poster about a volcano found anywhere in the World; for example, Vesuvius in Italy. 1) Research your volcano and decide which facts you will include in your poster. Think about who you are making the poster for. 2) Your poster should be colourful, include interesting facts, photos or pictures of your chosen volcano. You can even include facts about what happened when your volcano erupted.</p>	<p>Choose an animal – research some facts about your animal; Including; a) a description of your chosen animal; does it have skin, fur, scales? Is it warm blooded or cold blooded? Is it an amphibian, mammal? b) where your animal lives, c) its habitat, d) what it eats, e) does it hunt for its food? f) Is it nocturnal?</p>
<p><b>ENGLISH Activity 2</b></p>	<p><b>MUSIC</b></p>	<p><b>SCIENCE Activity 2</b></p> 
<p>Write a poem about the volcano erupting.</p> 	<p>Create your own rap about a volcano erupting. Think about; a) The sounds the volcano may make b) The rush of lava rushing up the vent c) The lava spewing over the top of the crater and down the cone</p>	<p>Write a fact file about your chosen animal. You can use the format of a trump card, or an information leaflet or a format of your choice. You can also include pictures or diagrams of your animal and its habitat.</p>
<p><b>ENGLISH Activity 3</b></p> 	<p><b>Maths</b></p>	<p><b>DT</b></p>
<p>Visit the Natural History Centre asking about what exhibits you can visit. You will learn about Volcanoes, how they are formed, how they are formed and where you can find more information about volcanoes.</p> 	<p><b>Garden Goodies</b> How many different vegetables and fruit have you tried? What do you eat most regularly? Which do you like or dislike? Show this information in a pictograph or a bar chart.</p>	<p>Design and build a model of a volcano. It can be 2d or 3d. Can you include the following words labelled on your model; 1. vent 2. lava 3. Earth's crust Take a photo of your model to stick into your homework book</p> 

- 1) Complete at least 4 activities.
- 2) Give in your homework to your class teacher when you've finished an activity.
- 3) For each activity completed you will be given 10 house points. Please put a tick beside each homework activity you have achieved.
- 4) If you make a 3D model or a piece of art work which is too big to put into your homework book, you can take a photograph of your homework and stick it in your homework book. If you do please include a short description/explanation of the activity.