










# HOMWORK 'TAKE-AWAY' MENU

Year 1

Autumn Term 1 Theme: Teddy Bear's Picnic



|   |   |  |
|---|---|--|
| <p>Weekly Homework</p>   | <p>1) Spellings - every Monday<br/>2) Education City</p>  |  |
| <p><b>ENGLISH Activity 1</b></p> <p>Create a wanted poster for your favourite toy!</p> <p>Include a picture and a written description.</p> <p>Remember to use some <u>adjectives</u> to describe your toy.</p>  | <p><b>GEOGRAPHY</b></p> <p>Keep a weather diary for 1 week. You could choose to record the weather in Greenwich or another place around the world.</p> <p>Use pictures and/ or words to record the weather.</p> <p>This is a useful website to use:<br/><a href="https://kidsweatherreport.com">https://kidsweatherreport.com</a></p> | <p><b>SCIENCE Activity 1</b></p> <p>Choose an animal and create a poster of the animal by drawing a picture and adding labels and captions.</p> <p>You could:</p> <ol style="list-style-type: none"> <li>label the body parts</li> <li>label if the animal is a <u>mammal</u>, <u>bird</u>, <u>fish</u>, <u>amphibian</u> or <u>reptile</u></li> <li>write a caption to show how the animal is <u>similar</u> and <u>different</u> to a human</li> </ol> |
| <p><b>ENGLISH Activity 2</b></p> <p>Write instructions to teach someone how to play your favourite game.</p> <p>Remember to include <u>bossy verbs</u> and <u>first, next, after</u> and <u>finally</u> at the beginning of your sentences.</p>   | <p><b>MUSIC</b></p> <p>We already know Teddy Bear's Picnic!</p> <p>Can you learn another song or rhyme about a bear and prepare to teach it to the rest of the class?</p>    | <p><b>SCIENCE Activity 2</b></p> <p>Create a poster to teach someone about <u>our senses</u>.</p> <p>Include pictures and labels that show examples of things we <u>see</u>, <u>hear</u>, <u>smell</u>, <u>taste</u> and <u>touch</u>.</p>   |

| GEOGRAPHY<br>Activity 2  | DT   | ART/ RE   |
|--|--|---|
| <p>Draw a map to show the route you take from home to school.</p> <p>Include pictures to show some of the places you pass on your route to school.</p>  | <p>Design and make a healthy sandwich for someone in your family.</p> <p>What will your filling be?<br/>Which equipment will you use?</p> <p>Draw or take photos of your finished sandwich and stick them into your homework book!</p>  |  <p>Copy or design your own <u>Rangoli</u> pattern like the ones displayed by Hindus during Diwali.</p> <p>Here is a useful place to start:<br/><a href="https://www.activityvillage.co.uk/rangoli">https://www.activityvillage.co.uk/rangoli</a></p> |

- 1) Complete at least 3 activities.
- 2) Give in your homework to your class teacher when you've finished an activity.
- 3) For each activity completed you will be given 10 house points. Please put a tick beside each homework activity you have achieved.
- 4) If you make a 3D model or a piece of art work which is too big to put into your homework book, bring it into school and it will be displayed in our Exhibition Area, after which we will take a photograph and stick it in the homework book.