



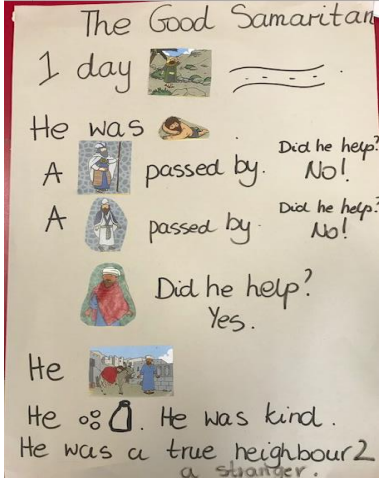
























<p><b>Weekly Homework</b></p> 	<ol style="list-style-type: none"> <li>1) Spellings - Common words' list</li> <li>2) Recognising the numerals 1-20. Learning the properties of 2D shapes</li> <li>3) Practising the letter formation</li> </ol>																															
<p><b>ENGLISH Activity 1</b></p>  <p>Tell a grown up at home, the story of Rama and Sita.</p>	<p><b>MATHS Activity 1</b></p> <p>Make a Rangoli pattern using different media such as rice, paint etc.</p> 	<p><b>SCIENCE</b></p> <p>Ask a grown up to help you use a torch or lamp to make shadows on the wall with your hands.</p> <p>Can you make your hands look like different animals? Take turns to hold the torch or lamp and guess what each other's shadows are.</p>  <p>Stick photos of your creations in your homework book or make drawings.</p>																														
<p><b>ENGLISH Activity 2</b></p> <p>Make a story map of 'A good Samaritan' and retell the story to your family.</p> 	<p><b>MATHS Activity 2</b></p> <p>Ask a grown up to help you make a Christmas Tree, find the decorations on the tree and record how many of each they have found.</p>  <table border="1" data-bbox="544 1503 975 1704"> <tr> <td>1</td><td>2</td><td>3</td><td>4</td><td>5</td><td>6</td><td>7</td><td>8</td><td>9</td><td>10</td> </tr> <tr> <td></td> <td></td> <td></td> <td></td> <td></td> <td></td> <td></td><td></td><td></td><td></td> </tr> <tr> <td></td><td></td><td></td><td></td><td></td><td></td><td></td><td></td><td></td><td></td> </tr> </table>	1	2	3	4	5	6	7	8	9	10																					<p><b>DT</b></p> <p>Ask a grown up to help you make a Diwali paper lantern.</p> 
1	2	3	4	5	6	7	8	9	10																							
																																
<p><b>ENGLISH Activity 3</b></p>	<p><b>MATHS Activity 3</b></p>	<p><b>ART</b></p>																														


Messy sentences!  
Can you put these sentences in the right order?



Prince Rama. Sita India lived in and







Ravana ten heads had.



festival light of Diwali is the.

Ask your grown up to help you look for some 3D shapes while you are out and about. Can you name the shape they. (Take some pictures to share)

3D shapes	What did you see?
	
	
	
	



Draw around your hand onto a piece of paper and then design a Mehndi pattern on it.

- 1) Complete 3 or more activities.
- 2) Give in your homework to your class teacher when you've finished an activity.
- 3) For each activity completed you will be given 10 house points. Please put a tick beside each homework activity you have achieved.
- 4) If you make a 3D model or a piece of art work which is too big to put into your homework book, you can take a photograph of your homework and stick it in your homework book. If you do please include a short description/explanation of the activity.