

HOMEWORK 'TAKE-AWAY' MENU
Year 5
Spring Term 1 **Extreme Environments**



- 1) Spellings – see spellings lists for Year 5
- 2) Times tables
- 3) TT rock stars, Purple Mash, Education City

ENGLISH Activity 1

You are a youtuber and you're putting together a showreel to promote Antarctica.

If you were visiting this place, what would you include?

Here are some ideas:

- a) how to get there
- b) is it a holiday destination?
- c) what type of person/ people would go there? What would they do?
- d) The history behind explorers and the fascination



ENGLISH Activity 2

National Geographic need your help!



You are planning your very own exploration expedition! But you need to find a second in command. They must possess knowledge of Antarctica, be skilled in woodwork, handy with a needle and have an extensive understanding of the wildlife.
Add any other abilities and skills desirable, to survive the journey to Antarctica, on your recruitment advert.

SCIENCE Activity 1

Research animals that inhabit Antarctica. Choose one animal and design a habitat for them.

Consider the following:

- a) What shelter do they need?
- b) What food needs to be available?
- c) How big does their habitat need to be?
- d) Adaptation



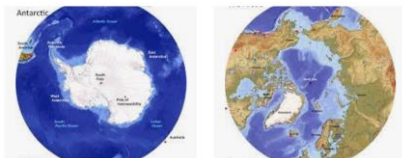
Geography

What is the difference between Antarctica, Arctic, North Pole and South Pole?

Think about:

- *location on the map
- *animals
- *environment

What are the differences and similarities?



DT

Best habitat to survive the harsh weather conditions of harsh environments. Choose where you would like to build the best shelter- Antarctica or Arctic?

Think about:

- the shape of your shelter
- the materials used (think about sustainability)
- where it is built -underground or over ground?

Design > Label > Create

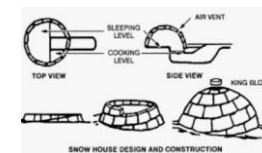



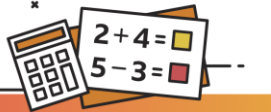

SCIENCE Activity 2

Step 1: Why are igloos the best form of shelter?

Step 2: Research the advantages and disadvantages of building and maintaining an igloo.

Step 3: Draw an image of the outside and inside of an igloo and label.



ENGLISH Activity 3	Maths Support Activity	ART
<p>Who is Shackleton?</p>  <p>What hardships did he encounter?</p> <p>Write a biography about the explorer.</p> <p>How you present it, is up to you!</p> <p>Remember to include a title, picture, sub-headings and a fact box.</p>	<p><u>KS2</u></p> <p>Maths Part of Learn & revise</p>  <p>https://www.bbc.co.uk/bitesize/subjects/z826n39</p> <p>OR VISIT BBC ks2 Maths</p> <p>This contains all the topics that will be covered in year 5. Recap and consolidate your mathematical skills and knowledge. THEN use 'hit the button' to support your mental calculation.</p>	<p>Have you chosen your unique environment Arctic or Antarctic?</p>  <p>Image found: coolantarctica.com</p> <p>Draw your shelter, in the remote landscape. Label the image with words such as:</p> <p>Blizzard, crevasse, ice floe, igloo, precipice, pressure ridge, sledge, pack ice. Anything else?</p>

- 1) Complete at least 6 activities.
- 2) Give in your homework to your class teacher once you have finished each piece.
- 3) For each activity completed you will be given 10 house points. Please put a tick beside each homework activity you have achieved.
- 4) If you make a 3D model or a piece of art work which is too big to put into your homework book, you can take a photograph of your homework and stick it in your homework book with a short description/explanation of the activity.