








<div></div>	<div>ework</div> <div>1) Spellings - Common words chart</div> <div>2) Recognising numerals 1-30. Writing numerals 0-20. Learning the properties of 2D shapes/recognising 3D shapes</div> <div>3) Practising letter formation</div>																				
ENGLISH Activity 1	MATHS Activity 1	SCIENCE Activity 1																			
<div>Make a list of all the fairy tales that you have read or that someone has read to you. Tick your favourite stories.</div> <div><table><tr><td>The Three Little Pigs</td><td></td></tr><tr><td>The Elves and the Shoemaker</td><td></td></tr><tr><td>The Emperor's New Clothes</td><td></td></tr><tr><td>The Enormous Turnip</td><td></td></tr><tr><td>The Frog Prince</td><td></td></tr><tr><td>The Gingerbread Man</td><td></td></tr><tr><td>The Little Mermaid</td><td></td></tr><tr><td>The Pied Piper of Hamelin</td><td></td></tr><tr><td>The Princess and the Pea</td><td></td></tr></table></div>	The Three Little Pigs		The Elves and the Shoemaker		The Emperor's New Clothes		The Enormous Turnip		The Frog Prince		The Gingerbread Man		The Little Mermaid		The Pied Piper of Hamelin		The Princess and the Pea		<div>Make a clock and learn to say the time to the hour (1 o'clock, 2 o'clock etc). Make sure you know what time: you get up for school, you have lunch at school, you go home, have dinner and go to sleep.</div> <div></div>	<div>Materials</div> <div>Build houses for the 3 little pigs.</div> <div>You could use sticks, Lego bricks, hay, leaves, cardboard, tissue etc. Write about what material made the best house and why.</div> <div></div>	
The Three Little Pigs																					
The Elves and the Shoemaker																					
The Emperor's New Clothes																					
The Enormous Turnip																					
The Frog Prince																					
The Gingerbread Man																					
The Little Mermaid																					
The Pied Piper of Hamelin																					
The Princess and the Pea																					
ENGLISH Activity 2	MATHS Activity 2	DT Activity 1																			
<div></div> <div>Make your own Superstaro vegetable characters to tell a story. See this video as an example: <a href="https://youtu.be/u-KisoGySpU">https://youtu.be/u-KisoGySpU</a></div> <div>If you make a video, email it to the office so we can see it!</div>	<div>Nature number formation</div> <div>Make numbers to 20 using natural materials.</div> <div></div>	<div>Create props for your favourite Fairytale Story. You can make masks, useful accessories, or even basic costumes. These props will help us with acting out the stories in class.</div> <div></div> <div></div> <div></div>																			
ENGLISH Activity 3	MATHS Activity 3	SCIENCE Activity 2																			

<p>Watch how to make gingerbread people here:  <a href="https://youtu.be/4tGvuyD_no">https://youtu.be/4tGvuyD_no</a>          Read the recipe below to make your own gingerbread person.          Write how you made them in your homework book.</p> <p style="text-align: center;"><b>RECIPE INGREDIENTS</b></p> <p>350g - Plain flour          1 teaspoon - Bicarbonate of soda          2 teaspoons - Ground ginger          1 teaspoon - Ground cinnamon          125g - Butter          175g - Brown sugar          1 egg          4 tablespoons - Golden syrup</p> 	<p>Design your own Maths Game and bring it to school to share with others. It can be a number game, shapes game, time game or any other. Make sure you know the rules and are able to explain them to other children. Have fun!</p>  <p style="text-align: center;"><b>The Hungry wolf Maths Game</b></p>	<p>Plant an herb in a pot and bring it to school. Remember to label it with the name of the herb and your name. We will be watching the herbs grow and once there are fully grown, we will be tasting them.</p> <p>You may choose to plant one of the following herbs: basil, coriander, mint, dill, parsley, oregano, rosemary, thyme or any other.</p> 
<p style="text-align: center;"><b>ENGLISH Activity 4</b></p> <p>Write about your favourite prince/princess, using either <u>and</u> or <u>because</u> as a connective to join your sentences together!</p> 	<p style="text-align: center;"><b>MATHS Activity 4</b></p>  <p>Collect 10 bottles or cans from your recycling. Play a game of skittles. How many fell down? How many are still standing?</p>	<p style="text-align: center;"><b>DT Activity 2</b></p> <p>Talk to your family about healthy and unhealthy foods.</p> <p>Ask an adult to help you make a healthy and</p>  <p>unhealthy plate by drawing or cutting and sticking food packaging onto a paper plate.</p>
<p style="text-align: center;"><b>ENGLISH Activity 5</b></p>		<p style="text-align: center;"><b>DT Activity 3</b></p>



Rewrite the story of 'The Three Little Pigs' in your own words.

If you like, you can be more imaginative and make up your own version. Can you think of your own names for the pigs or you could even change the animal to a different one? For example: The Three Little Kittens.

Illustrate your story.

Use the clues below to make these fairy tale characters.  
 BE AS CREATIVE AS YOU LIKE!  
 Your models can be 2D or 3D.

1.	They say I HUFF, They say I PUFF, They say I'm BIG and BAD. I'm telling you It isn't true – I DON'T make piglets sad.
2.	They say I'm MEAN, They say I'm GREEN, They say I SMASH and SMACK. I'm telling you It isn't true – I DON'T squash boys called Jack.
3.	They say I SNATCH, They say I CATCH, They say I MUNCH and CRUNCH. I'm telling you It isn't true – I DON'T grab goats for lunch

- 1) Complete up to 3 activities.
- 2) Give your homework to your class teacher when you have finished an activity.
- 3) For each activity completed you will be given 10 house points. Please put a tick beside each homework activity you have achieved.
- 4) If you make a 3D model or a piece of art work which is too big to put into your homework book, you can take a photograph of your homework and stick it in your homework book. If you do please include a short description/explanation of the activity.

Common Words to learn to read and spell

Phase 2		Phase 3	
a	his	will	too
dad	to	that	was
I	him	then	all
mum	had	now	look
big	in	she	we
it	no	this	you
at	got	with	her
on	go	for	be
up	an	he	they
back	as	them	are
if	can	down	
but	off	me	
of	not	my	
into	get	see	
and			

### My 0-20 Number Formation

0 1 2 3 4 5 6 7 8 9 10  
11 12 13 14 15 16 17 18 19 20

### My A-Z Letter Formation

a b c d e f g h i j k l m  
n o p q r s t u v w x y z