







HOMework 'TAKE-AWAY' MENU




Year 1

Autumn Term Theme: Teddy Bear's Picnic

(From week 4- 28/9/20)



<p>Weekly Homework</p> 	<p>1) Spellings - every Monday 2) Counting Rhymes: 1, 2, 3, 4, 5: 10 Green Bottles: Ten in the bed 3) Education City- Autumn 2020</p>	
<p>ENGLISH Activity 1</p> <p>Create a wanted poster for your favourite toy!</p> <p>Include a picture and a written description.</p> <p>Remember to use some <u>adjectives</u> to describe your toy.</p> 	<p>GEOGRAPHY</p> <p>Keep a weather diary for 1 week. You could choose to record the weather in Greenwich or another place around the world.</p> <p>Use pictures and/ or words to record the weather.</p> <p>This is a useful website to use: https://kidsweatherreport.com</p>	<p>SCIENCE Activity 1</p> <p>Choose an animal and create a poster of the animal by drawing a picture and adding labels and captions.</p> <p>You could:</p> <ol style="list-style-type: none"> label the body parts label if the animal is a <u>mammal, bird, fish, amphibian or reptile</u> write a caption to show how the animal is <u>similar</u> and <u>different</u> to a human
<p>ENGLISH Activity 2</p> <p>Write instructions to teach someone how to play your favourite game.</p> <p>Remember to include <u>bossy verbs</u> and <u>first, next, after and finally</u> at the beginning of your sentences.</p>	<p>MUSIC</p> <p>We already know Teddy Bear's Picnic!</p> <p>Can you learn another song or rhyme about a bear and prepare to teach it to the rest of the class?</p> 	<p>SCIENCE Activity 2</p> <p>Create a poster to teach someone about <u>our senses</u>.</p> <p>Include pictures and labels that show examples of things we <u>see, hear, smell, taste and touch</u>.</p> 

GEOGRAPHY Activity 2	DT	ART/ RE
<p>Draw a map to show the route you take from home to school.</p> <p>Include pictures to show some of the places you pass on your route to school.</p> 	<p>Design and make a healthy sandwich for someone in your family.</p> <p>What will your filling be? Which equipment will you use?</p> <p>Draw or take photos of your finished sandwich and stick them into your homework book!</p> 	 <p>Copy or design your own <u>Rangoli</u> pattern like the ones displayed by Hindus during Diwali.</p> <p>Here is a useful place to start: https://www.activityvillage.co.uk/rangoli</p>

- 1) Complete at least 3 activities.
- 2) Give in your homework to your class teacher when you've finished an activity.
- 3) For each activity completed you will be given 10 house points. Please put a tick beside each homework activity you have achieved.
- 4) If you make a 3D model or a piece of art work which is too big to put into your homework book, bring it into school and you can take a photograph of your homework and stick it in your homework book.