



**ST MARY MAGDALENE SCHOOL
WOOLWICH CAMPUS NEWS
5.2.21**



THIS HALF TERM WE HAVE BEEN THINKING ABOUT PEACE AND PATIENCE.

Be still before the Lord and wait patiently for Him. Psalm 37:7a

Dear Parents and Carers,

Over the past few weeks our children have been working incredibly hard both in school and at home. Although school is not quite the same without all our children in one place, we continue to feel very proud and in awe of their resilience and achievements. Please have a look at some of the amazing pieces of work this week. Teachers have put together a snapshot of learning from those children who are in school as well as celebrating some outstanding work through our remote learning platform, Satchel. Stand tall and feel proud!

Best wishes,
Mrs King
Head of School


A message from Mrs Ndisang, Year 5 Teacher and PSHE Lead:



"Thank you for helping to celebrate Children's Mental Health Week and in doing so, highlighting the importance of supporting emotional wellbeing from an early age. This is vital! **The work we do in school is fundamental in 'normalising' discussions around mental health and breaking down the stigma associated with it.** Half of lifetime mental illness starts by the age of 14. Providing effective support from an early age not only helps children cope with life's challenges but can prevent problems from escalating and becoming more serious in adulthood. Please have a look at the bulletin on our website which showcases our children in colourful clothes, striking a pose and their responses to the questions. Thanks again for being part of a movement towards better mental health and helping to cultivate positive attitudes around it."



Nursery


This week **Nursery** have been reading The Little Red Hen. They created their own hens in different ways such as by hand printing and drawing.








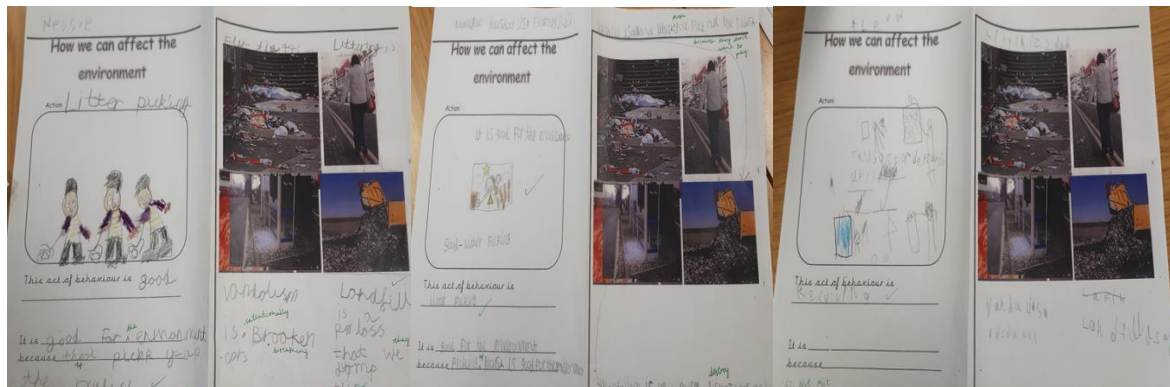
Reception

Reception have been busy making animal pictures in art using paper plates. In maths they looked at different ways of representing 8.



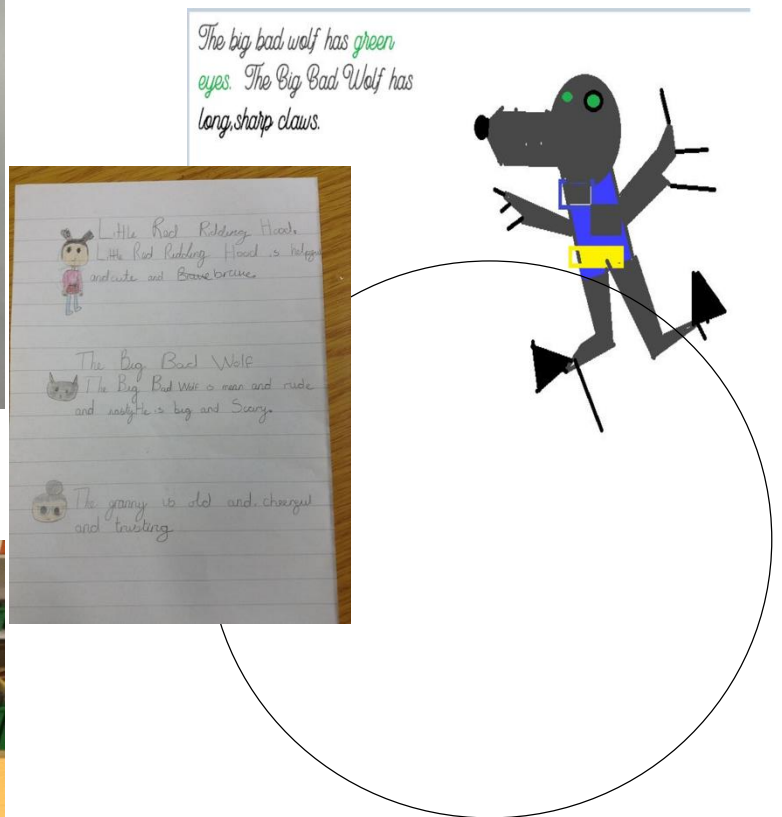

Year 1 Hargreaves and Equiano

Year 1 Hargreaves and Year 1 Equiano have been leaning about –
“Caring for the Environment”.





Year 2 Dahl and Potter

Year 2 Potter and Dahl have been creating drawings and descriptions of the characters in their very own versions of Little Red Riding Hood




In school we learnt about the Hindu festival of Raksha Bandhan and made Rahki bracelets.



Year 3 Moore and Perry

Year 3 Moore and Perry have been collecting data on our favourite colours, animals and ice-cream flavours. We have represented our data using tally charts and pictograms.



Number of Pupils		
Red		8
Orange		9
Yellow		5
Blue		2
Purple		1
Green		7

Representing Data on a Pictogram	
Question: What's your favourite Animal?	
	KEY 🐘 = 1 person 🐘🐘 = 2 people
Favourite animal	Pictogram
Giraffe	🐘
Penguin	🐧🐧
Lion	🦁
Parrot	🦜🦜

As it is Children's Mental Health week, we took pictures of ourselves doing our favourite activities and created art; expressing ourselves through colour.

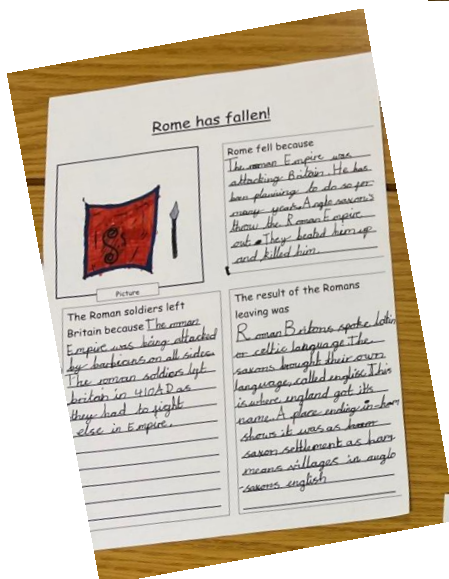
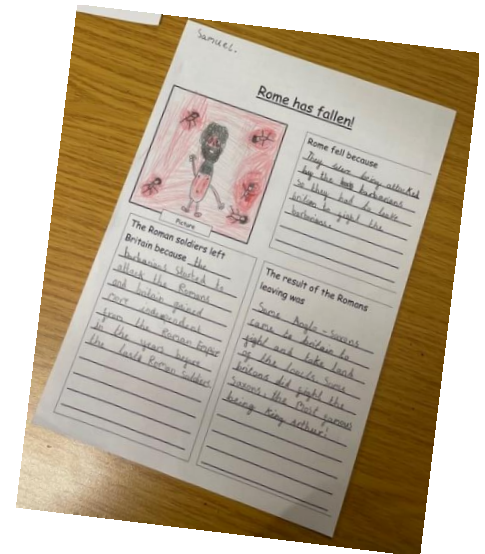


In school we learnt about how Neolithic people created cave paintings. Have a look at our Stone Age art.



Year 4 Cooper and Fonteyn

Year 4 Cooper and Fonteyn have been creating newspaper reports about the Roman Empire.



We created some pictures for the Queen Elizabeth Hospital to show our appreciation for the amazing people who work there.




Year 5 Curie and Faraday

Newsletter Spring 1 Week 5 February 1st - 5th

Year 5 have shown their appreciation for the life-saving work the NHS staff at the Queen Elizabeth Hospital do, by creating this art work, to say thank you.

We hope it reminds them that we are thinking of them and all the hard work they do.

Take a look at our non-chronological reports.



Opeyemi & Isaac in Faraday

The Victorian life

The poor

In the Victorian times life was very hard for them because they always had to work to earn a living. (If you didn't have a father life was even harder because the men normally earned the money for the family)

The rich

For the rich it was the exact opposite, they didn't need to work for They had already earned their living and were rich they had fancy houses and maids that work for them and cook for them.

Poor jobs

Poor people's jobs were horrible and paid them not a lot of money, they even sent children to work (If children got hurt the managers wouldn't do anything about it, which was horrible)

Houses and workhouses

When poor people were in houses they always had to pay their bills but if they didn't they would get sent to the workhouse and many poor people feared the workhouse. They would be separated from their families and were made to work really hard. Even though they had schools, they never learnt to read or write.

Ndiana in Faraday

We made thaumatropes

Do you know what these are?



Take a look at all the fabulous work year 5 have been handing in this week.

Can you guess what our topic is?

<u>Victorian Clothes</u>			
Men	Women	Children (Girls)	Children (Boys)
<ul style="list-style-type: none"> Morning coat Light coloured trousers Dark coat Hats Shirts, neckties, high collars Boys Waist coat 	<ul style="list-style-type: none"> Corsets Bonnets High collared dresses Top hats Feathered Bustles Refrills Shawls Large corsets Leads 	<ul style="list-style-type: none"> Bonnet Bonnet Short dresses Aprons Button up boots 	<ul style="list-style-type: none"> Caps Straw hat Sailor clothes Sporty knicker outfits Button up boots

Justine in Curie

Rich Victorian Children



The children have serious expressions.

The Victorian children wore clean, smart clothes. And they don't do woke and poor kids come to rath pip harse to caln the caimnes and to faind cones in the sowars and rach kids have shooll and poor have don't.

It's clear you have read a lot about Victorian children Maro. Keep working hard to spell the words by sounding them out. Excellent effort!



Maro in Curie




Prince in Faraday

Year 6 Einstein and Walker

Year 6 – For **Einstein** and **Walker** classes, the topic has been People on the Edge and we have been learning all about migration. See some examples of Refugee leaflets and poems written by the students:



Below are some lovely examples of Art work completed by the year 6 students at home, as they sketched a view



Our year 6 Science topic is **Evolution and Inheritance**. This week the children were investigating Charles Darwin's theory of evolution and learning about why finches on different islands have different shaped beaks. The investigation involved using differently shaped beaks (spoons and forks) to pick up differently shaped food (different sizes of paper).

